


Maverick Activity Pack

What is a Maverick Activity Pack?

This activity pack is for teachers and parents to help build comprehension and engagement when guiding their students and children in their reading journey. There are many activities in this pack that can be used alongside our Early Reader stories to encourage children to get stuck in after enjoying the story.

This Activity Pack is for:



The Time Train Early Reader Jenny Jinks & Letizia Rizzo

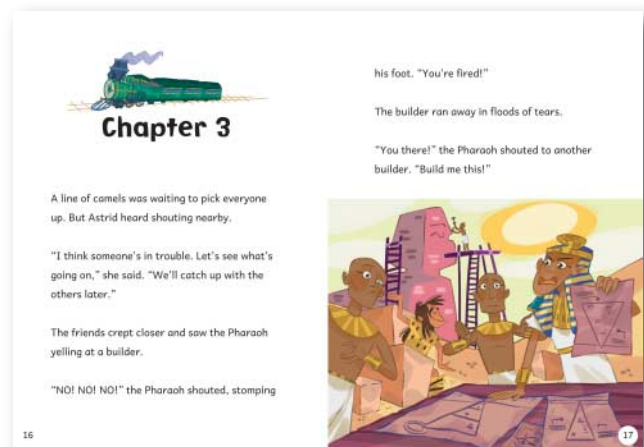

ISBN: 978-1-84886-434-4

Format: 15x21cm, 32p SB

Bic/CBMC: YQCR/B3M79

RRP: £5.99

Astrid won a ticket for the Time Train and finds herself on a time-travelling adventure. With avid photographer Mia and daredevil Jack, the three children explore the Stone Age, Ancient Egypt and even end up in the future! They are told not to change anything but will they be able to stick to the rules?



Colour Me In!



Fill in the Gaps

Can you remember the words from the story?

1. "Are you ready for the _____ of all time?"

quickest train greatest adventure best competition

2. So Astrid drew a _____ of the _____ on the cave wall.

picture / train story / mammoth photo / camera

3. "All I wanted was a nice _____," the Pharaoh said.

big triangle tiny square massive circle

4. "We've gone too _____! We're in the _____!"

slow / station fast / train far / future

5. There were flying cars, _____ buildings, and _____ rushing here and there.

crazy / people floating / robots tall / rhinos

6. Breaking News: Did _____ Invent _____?

Cavemen / Trains Egyptians / Builders Robots / Pods

Quiz

1. How did Astrid get a ticket for the train?

- a) A friend gave it to her for free
- b) A letter saying she'd won a competition
- c) She bought it from the ticket desk

2. What was the train's first stop?

- a) The Wild West
- b) The future
- c) The Stone Age

3. What did Stacey draw on the cave wall?

- a) A picture of a rabbit
- b) A picture of the train
- c) A picture of her friends

4. What was wrong with the Pharaoh's plan for the pyramid?

- a) It was upside-down
- b) It was the wrong material
- c) It was too small

5. Who helped the group in the future?

- a) Help Bot
- b) Ug
- c) The conductor

Word Search

j	k	w	e	t	w	h	i	s	t	l	e	z	w	p
t	a	h	l	a	u	u	o	y	d	r	a	i	j	a
u	t	w	o	u	l	k	a	o	w	p	s	m	z	r
a	e	e	c	m	p	y	r	a	m	i	d	a	e	c
v	o	q	x	a	e	e	l	x	u	r	v	m	u	h
s	t	a	t	i	o	n	q	a	i	n	i	m	n	m
a	m	a	o	j	l	t	a	e	s	e	j	o	i	e
i	a	b	l	t	u	m	r	u	h	y	u	t	f	n
e	n	h	d	d	v	u	d	c	r	a	y	h	o	t
s	c	n	w	a	t	d	a	o	r	h	g	u	r	w
y	i	f	w	u	j	t	t	r	o	v	q	h	m	h
y	e	o	f	h	s	s	t	q	b	f	p	n	a	v
z	n	x	p	u	i	u	f	k	o	u	f	k	o	d
r	t	y	o	h	l	b	u	t	t	w	o	a	i	e
b	q	m	q	j	y	y	p	u	t	x	p	b	b	j

Words:

- | | | |
|-------------------------------|---------------------------------|-------------------------------|
| <input type="radio"/> ancient | <input type="radio"/> mammoth | <input type="radio"/> robot |
| <input type="radio"/> future | <input type="radio"/> moustache | <input type="radio"/> station |
| <input type="radio"/> history | <input type="radio"/> parchment | <input type="radio"/> uniform |
| <input type="radio"/> home | <input type="radio"/> pyramid | <input type="radio"/> whistle |

Write Your Own Story

Write your own story using the characters in the book.

This image shows a blank sheet of white paper with horizontal ruling lines. The lines are evenly spaced and run across the width of the page. There are no margins, text, or other markings on the paper.

Answers

Fill in the gaps:

1. greatest adventure
2. picture / train
3. big triangle
4. far / future
5. floating / robots
6. Cavemen / Trains

Quiz:

1. b
2. c
3. b
4. a
5. a

Wordsearch:

j	k	w	e	t	w	h	i	s	t	l	e	z	w	p
t	a	h	l	a	u	u	o	y	d	r	a	i	j	a
u	t	w	o	u	l	k	a	o	w	p	s	m	z	r
a	e	e	c	m	p	y	r	a	m	i	d	a	e	c
v	o	q	x	a	e	e	l	x	u	r	v	m	u	h
s	t	a	t	i	o	n	q	a	i	n	i	m	n	m
a	m	a	o	j	l	t	a	e	s	e	j	o	i	e
i	a	b	l	t	u	m	r	u	h	y	u	t	f	n
e	n	h	d	d	v	u	d	c	r	a	y	h	o	t
s	c	n	w	a	t	d	a	o	r	h	g	u	r	w
y	i	f	w	u	j	t	t	r	o	v	q	h	m	h
y	e	o	f	h	s	s	t	q	b	f	p	n	a	v
z	n	x	p	u	i	u	f	k	o	u	f	k	o	d
r	t	y	o	h	l	b	u	t	t	w	o	a	i	e
b	q	m	q	j	y	y	p	u	t	x	p	b	b	j