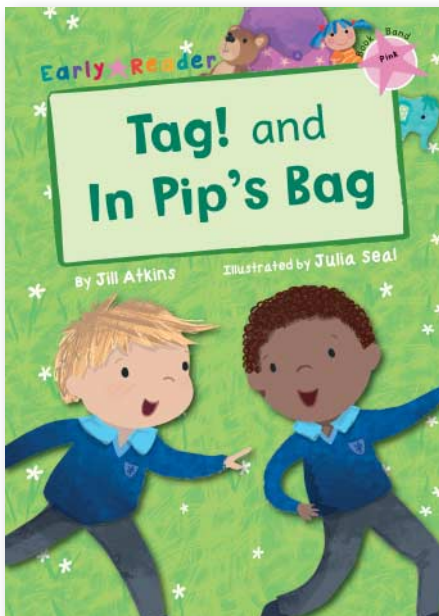


Maverick Activity Pack

What is a Maverick Activity Pack?

This activity pack is for teachers and parents to help build comprehension and engagement when guiding their students and children in their reading journey. There are many activities in this pack that can be used alongside our Early Reader stories to encourage children to get stuck in after enjoying the story.

This Activity Pack is for:



Tag! and In Pip's Bag Early Reader Jill Atkins & Julia Seal

ISBN: 978-1-84886-342-2

Format: 15x21cm, 32p SB


Bic/CBMC: YQCR/B3M79

RRP: £5.99

This pink early reader includes two fun and simple stories about a game of tag and a picnic in the making. This early reader is perfectly suited for young readers just starting out, children will love watching the children run across the pages and guessing what Pip will be putting in her bag next.



Colour Me In!



Fill in the Gaps

Can you remember the words from the story?

1. Sam can _____.

hop go run

2. He can _____ Nick.

tag pull tug

3. Miss _____ tags Sam.

Pip Neff Hat

4. Pip had a big _____.

bag top cat

5. Pip put a _____ in the bag.

log toy bun

6. Pip had a _____!

picnic race rat

Tip:

If you can't remember which word is the right one, have another read of the story to see if you can spot it!

Fill in a Letter

What is the missing letter?

1. He can ___ag Tom.

t e m

2. Nick can r ___ n.

s r u

3. He can tag Na___ .

o t w

4. ___ip had a big bag.

C A P

5. Pip put a ca ___ rot in the bag.

n r i


6. Pip h ___ d a picnic!

f a l

Tip:

If you get stuck,
sound out the letters and see
which one makes a word.

Dot To Dot



Word Search

w	c	u	p	r	o	m	c
f	k	q	n	p	q	e	s
b	p	v	a	c	j	g	n
u	i	b	t	w	s	j	i
n	c	a	r	r	o	t	c
u	n	t	d	r	i	n	k
p	i	a	q	u	d	f	w
j	c	g	x	n	q	s	z

Words:

bun

carrot

drink

nat

nick

picnic

run

tag

Spot The Difference



There are 3 differences to spot!
Can you find them all?



Answers

Fill in the gaps:

1. run
2. tag
3. Neff
4. bag
5. bun
6. picnic

Wordsearch:



Fill in a letter:

1. t
2. u
3. t
4. P
5. r
6. a

Spot the difference:

