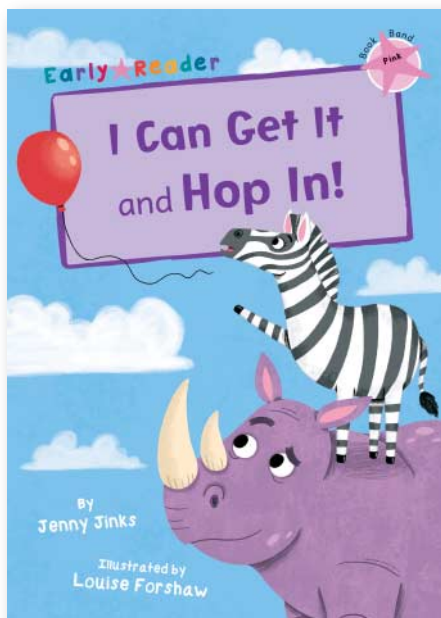


Maverick Activity Pack

What is a Maverick Activity Pack?

This activity pack is for teachers and parents to help build comprehension and engagement when guiding their students and children in their reading journey. There are many activities in this pack that can be used alongside our Early Reader stories to encourage children to get stuck in after enjoying the story.

This Activity Pack is for:



I Can Get It and Hop In! Early Reader Jenny Jinks & Louise Forshaw



ISBN: 978-1-84886-345-3

Format: 15x21cm, 32p SB

Bic/CBMC: YQCR/B3M79

RRP: £5.99

This pink early reader includes two fun and simple stories about animals trying to get a balloon back and Dan's car being overrun by animals. This early reader is simple and easy to follow for children just starting to learn to read. It is also interactive with repetitive phrases that they can join in on.



Colour Me In!



Fill in the Gaps

Can you remember the words from the story?

1. Mal is _____.

hot happy upset

2. I can _____ it, Mal.

get pop tip

3. _____ no!

Yes Oh Go

4. Dan is in his _____.

pod car van

5. _____ in!

Hop Get Dog

6. Can we _____ too?

jump run come

Tip:

If you can't remember which word is the right one, have another read of the story to see if you can spot it!

Fill in a Letter

What is the missing letter?

1. He can ___ ot get it.

n t r

2. ___ can get it, Mal.

M I W

3. Mal is s ___ d.

d p a

4. Can I c ___ me too?

e o f

5. ___op in!

H S L


6. Can ___e come too?

i w j

Tip:

If you get stuck,
sound out the letters and see
which one makes a word.

Dot To Dot



Word Search

c	a	n	n	o	t	x	b
i	t	r	g	u	e	p	y
p	b	o	e	a	f	n	r
x	g	d	t	z	v	l	u
k	m	a	l	v	h	o	p
c	f	n	i	e	j	y	s
a	d	r	z	h	l	p	e
r	w	c	o	m	e	q	t

Words:

cannot

car

come

dan

get

hop

mal

upset

Spot The Difference




There are 3 differences to spot!
Can you find them all?

Answers

Fill in the gaps:

1. upset
2. get
3. Oh
4. car
5. Hop
6. come

Wordsearch:



Fill in a letter:

1. n
2. I
3. a
4. o
5. H
6. w

Spot the difference:

